

MONITORING & COMPLIANCE REPORT

JANUARY – MARCH
2017



TABLE OF CONTENTS

Executive Summary	1
Introduction	2
Breakdown of Contacts	2
Programming Content Compliance	3
Technical Investigations	6
Financial Compliance	7
 Tables:	
Table 1 - Content Standards Reports	4
Table 2 - STV Financial Compliance	8-9
 Charts:	
Figure 1 - Content Standards Reports Trends: 2014-2017	5
Figure 2 - Technical Standards Reports Trends: 2014-2017	6
Figure 3 - STV Licence Fee Payment	7

EXECUTIVE SUMMARY
BCJ- Quarterly Monitoring & Compliance Report
(January – March 2017)

During the period January – March 2017, there were no breaches as the respective sub-committee meetings were not convened.

Sixty-nine (69) contacts were recorded for the period January – March 2017. Of this number, six (6) were complaints, which resulted in investigations of broadcast radio and television operators. Sixty-three (63) were queries and comments about other operational issues pertaining to licensed operators and the work of the Commission.

All six (6) complaints were matters relating to content standards. There was an increase of three (3) when compared with the previous quarter, October – December 2016

No STV subscriber television operator was inspected during this quarter, as the technicians have been involved in a Rezoning Project across the island.

In relation to the payment of the annual licence fee, twenty-two (22) subscriber television (STV) operators, or 47% of all licensees paid in full; twelve (12) or 25% made partial payments and thirteen (13) or 28% were non-compliant. There was no difference when compared to the previous quarter.

INTRODUCTION

Contacts with the Commission

Sixty-nine (69) contacts were recorded for the period, January– March 2017. There were six (6) investigations and no Notices of Breach of Licence

BREAKDOWN OF CONTACTS

	January 2017	February 2017	March 2017	TOTAL
Queries, Requests and Reports:				
Licence Application process	2	-	-	2
Complaints Received and Investigated	1	3	2	6
Copyright Right Issues	-	5	-	5
Poor Technical Subscriber Television Service	3		4	7
Commission's role in Low Power Radio Stations	-	3	-	3
Whether the Commission regulates internet	-	2	-	2
Poor STV Customer Service	-	-	3	3
Unable to hear local radio stations	-	2	-	2
Other operational issues (with the exception of those indicated above)	7	18	14	39
TOTAL	13	33	23	69

PROGRAMMING CONTENT COMPLIANCE

The Commission investigated six (6) complaints relating to the broadcast of problematic content. The number of complaints investigated increased by three (3) when compared to the period October - December 2016

Table 1 details the complaints investigated relating to content standards between January and March 2017, and the nature of the investigations conducted by the Commission.

Figure 1 illustrates the trend in programming standard complaints investigated in similar reporting periods since 2014.

Table 1

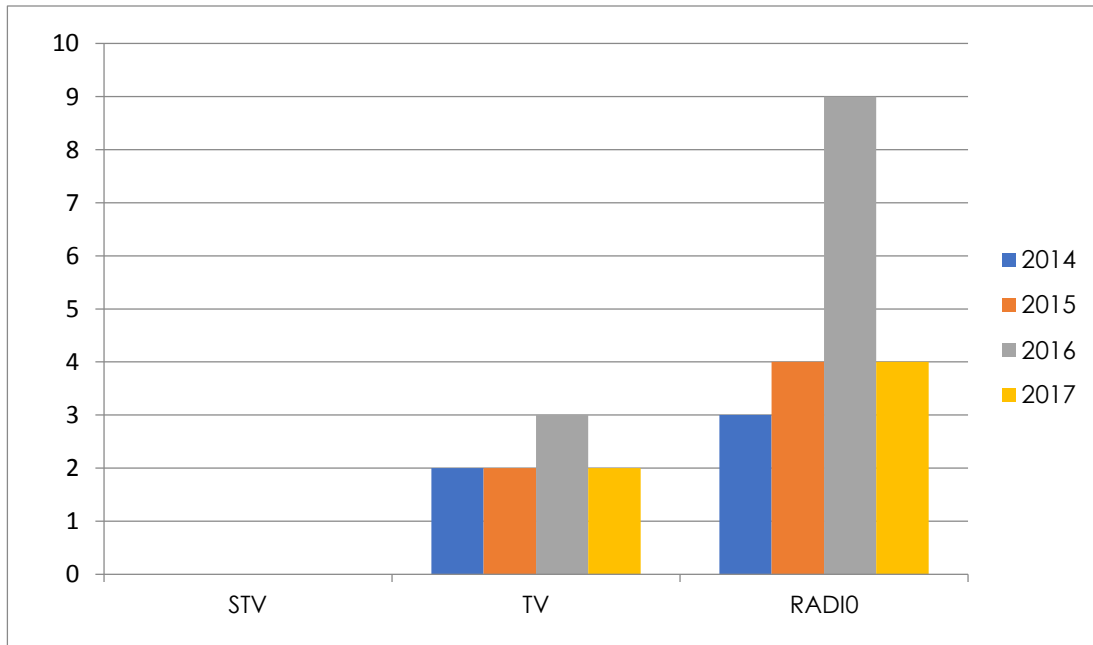
Content Standards Complaints Investigated: January- March 2017

	Transmission of mild offensive language	Transmission of song with mild sexual content	Transmission of song with sexual explicit lyrics.	Transmission of song promoting the sale and trafficking of drugs.	Transmission of profane language during "Prime Time News"	Transmission of song with violent lyrics.	TOTAL
CVM Television				1			1
GROVE BROADCASTING CO. LTD. (ZIP)			1				1
NATIONWIDE NEWS NETWORK	1	1					2
TELEVISION JAMAICA LTD.					1		1
WESTERN BROADCASTING (HOT 102)						1	1
TOTAL	1	1	1	1	1	1	6

*** Complaints listed above include allegations that may not have necessarily resulted in findings of breach.**

Figure 1:

CONTENT STANDARD COMPLAINTS INVESTIGATED
Trends for Quarter (January- March) from 2014 to 2017



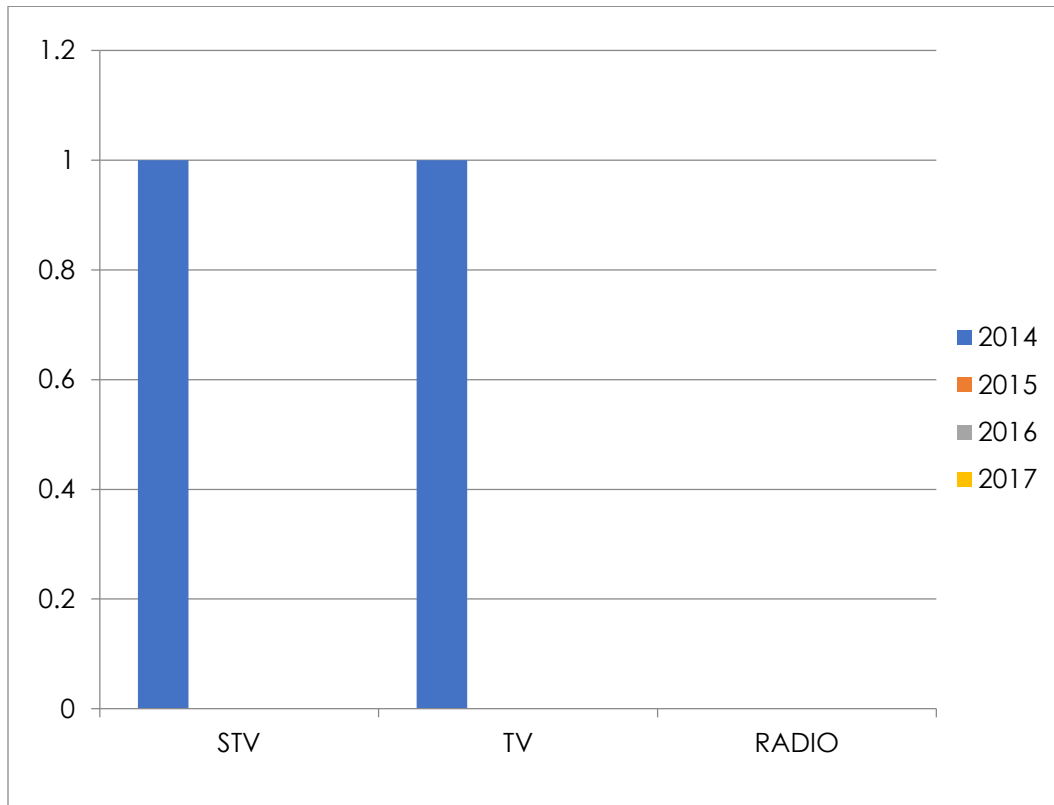
	2014	2015	2016	2017
STV	0	0	0	0
TV	2	2	3	2
RADIO	3	4	9	4

TECHNICAL COMPLAINTS INVESTIGATIONS

For the period under review, there was no complaint relating to the technical quality of subscriber television service. The preceding period, October – December 2016, had one complaint.

Figure 2 illustrates the trend in technical standard complaints received in similar reporting periods since 2011.

Figure 2
TECHNICAL STANDARDS REPORT
Trends for Quarter (January – March) from 2014 to 2017



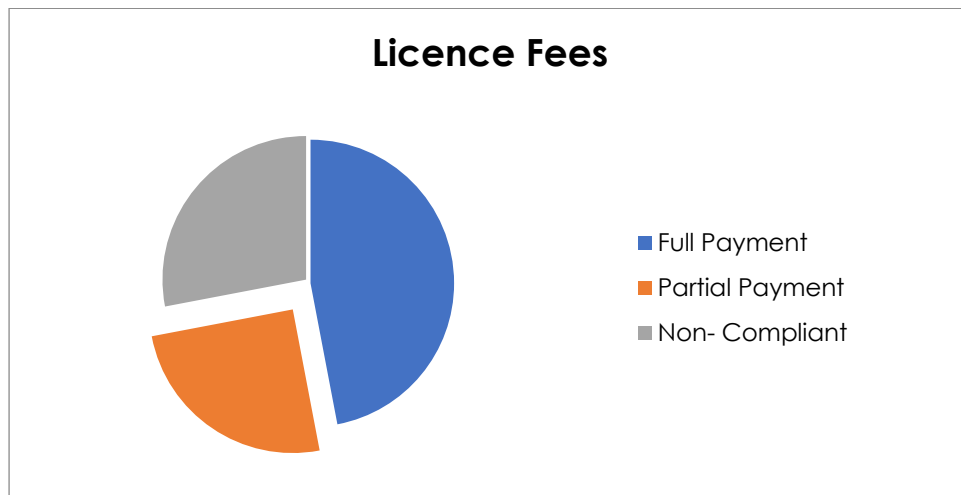
	2014	2015	2016	2017
STV	1	0	0	0
TV	1	0	0	0
RADIO	0	0	0	0

FINANCIAL COMPLIANCE

STV operators are required to pay an annual licence fee of five percent (5%) of their gross subscription income.

Aggregate payment performance is illustrated in **Figure 3**

Figure 3



Full Payment	- 47%
Partial Payment	- 25%
Non- Compliant	- 28%

**Table 2 - STV Licensees Financial Compliance
For quarter ended March 31, 2017**

LICENSEES		SUBMISSION OF AUDITED FINANCIAL STATEMENTS FOR YEARS:					LICENCE FEES		
		2012	2013	2014	2015	2016	Full Paid in	Partial Payme	Non-Compli
1	Advance Cable Systems Ltd.	n/a	n/a	n/a	n/a	no	✓		
2	Astra Technology Ltd.	yes	yes	yes	no	no	✓		
3	Cable One Jamaica Ltd. yes	yes	yes	yes	yes	yes	✓		
4	Cabletron Network Systems Ltd.	yes	yes	yes	no	no		✓	
5	Central Clarendon Cable Ltd.	n/a	n/a	n/a	n/a	no		✓	
6	Central Communication Services Ltd.	yes	yes	yes	no	no	✓		
7	Columbus Communications - FLOW	yes	yes	yes	yes	no	✓		
8	Combined Communications Ltd.	yes	yes	yes	no	no		✓	
9	Communicable Ltd.	no	no	no	no	no		✓	
10	Cornwall Communications Ltd.	yes	yes	no	no	no		✓	
11	CTL Limited	yes	yes	yes	no	no	✓		
12	Digicel Jamaica (formerly Telstar Cable Ltd)	yes	yes	no	no	yes	✓		
13	Direct Cable Systems Ltd.	yes	yes	no	no	no			✓
14	First Choice Cable	yes	yes	no	no	no		✓	
15	Gemini Cable Network (formerly Silly Video Cable Network Ltd)	yes	yes	yes	no	no	✓		
16	General Satellite Network Company	yes	yes	yes	no	no			✓
17	Guthrie's Communications Ltd	yes	yes	no	no	no		✓	
18	Horizon Entertainment & Communication	n/a	n/a	n/a	n/a	no	✓		
19	Inntech Communications Ltd.	yes	yes	yes	no	no	✓		
20	Jamaica Cablevision Ltd.	yes	yes	no	no	no	✓		
21	Linscom Network Limited	yes	yes	yes	no	no	✓		
22	Logic One Limited	yes	yes	yes	no	no	✓		
23	Marimaxx Communications Ltd.	no	no	no	no	no		✓	

STV Licensees Financial Compliance

LICENSEES		SUBMISSION OF AUDITED FINANCIAL STATEMENTS FOR YEARS:					LICENCE FEES		
		2012	2013	2014	2015	2016	Paid in Full	Partial Payme	Non-Compli
24	Mars Cable Vision Ltd.	yes	yes	yes	no	no		✓	
25	McKoy Cable Television Co. Ltd.	yes	yes	yes	no	no			✓
26	Mikes Electronics & Cable Network Ltd.	no	no	no	no	no			✓
27	Modern Re-Broadcasting Co. Ltd.	yes	yes	yes	no	no	✓		
28	Nems Electrical & Satellite Ltd.	n/a	n/a	n/a	n/a	no			✓
29	Network Cable Service	n/a	n/a	no	no	no	✓		
30	Odyssey Cable Vision Limited	no	yes	yes	no	no	✓		
31	Procables Network Limited	n/a	n/a	n/a	n/a	no	✓		
32	QES 46 Limited	yes	yes	no	no	no	✓		
33	Quality Cable Service	n/a	no	no	no	no			✓
34	Rural Cable Company Limited	n/a	n/a	n/a	n/a	no	✓		
35	Santastic Cable Systems Ltd.	yes	yes	no	no	no	✓		
36	Somane Pesole Communications Ltd.	n/a	n/a	n/a	n/a	no	✓		
37	Starcom Cablevision Ltd.	yes	yes	no	no	no			✓
38	Stars Cable Company Ltd.	yes	yes	no	no	no	✓		
39	St. Thomas Cable Network Limited	yes	yes	no	no	no		✓	
40	Summit Satellite Systems Limited	yes	yes	no	no	no			✓
41	Total Cable	yes	yes	no	no	no			✓
42	Tru Star Cable Television Network	yes	yes	yes	no	no			✓
43	Unique Vision Cable Co. Ltd.	no	no	no	no	no		✓	
44	Venus Cable Services	no	no	no	no	no			✓
45	Vere Cable Network Limited	n/a	n/a	n/a	n/a	no			✓
46	Westar Communications Limited	no	no	no	no	no		✓	
47	Wilson Enterprises Limited	yes	yes	no	no	no			✓